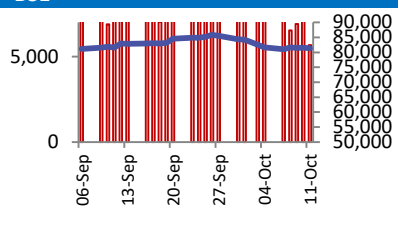
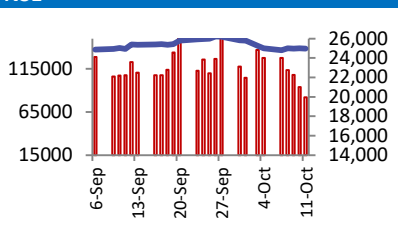


BSE		NSE																													
	<table border="1"> <tr><td>Open</td><td>81478</td></tr> <tr><td>High</td><td>81671</td></tr> <tr><td>Low</td><td>81304</td></tr> <tr><td>Close</td><td>81381</td></tr> <tr><td>Change</td><td>-230</td></tr> <tr><td>Volume (Lacs)</td><td>7590</td></tr> <tr><td>Turnover (Rs.inCr)</td><td>5682</td></tr> </table>	Open	81478	High	81671	Low	81304	Close	81381	Change	-230	Volume (Lacs)	7590	Turnover (Rs.inCr)	5682		<table border="1"> <tr><td>Open</td><td>24985</td></tr> <tr><td>High</td><td>25029</td></tr> <tr><td>Low</td><td>24920</td></tr> <tr><td>Close</td><td>24964</td></tr> <tr><td>Change</td><td>-34</td></tr> <tr><td>Volume(Lacs)</td><td>28603</td></tr> <tr><td>Turnover(Rs.in Cr)</td><td>81981</td></tr> </table>	Open	24985	High	25029	Low	24920	Close	24964	Change	-34	Volume(Lacs)	28603	Turnover(Rs.in Cr)	81981
Open	81478																														
High	81671																														
Low	81304																														
Close	81381																														
Change	-230																														
Volume (Lacs)	7590																														
Turnover (Rs.inCr)	5682																														
Open	24985																														
High	25029																														
Low	24920																														
Close	24964																														
Change	-34																														
Volume(Lacs)	28603																														
Turnover(Rs.in Cr)	81981																														

World Markets	Current	Previous	Pt. Chg	Var(%)
Dow	42864	42454	410	1.0%
Dow Futures	43132	43143	(11)	0.0%
Nasdaq	18343	18282	61	0.3%
FTSE	8254	8238	16	0.2%
Nikkei	39606	39606	Closed	Closed
Hang Seng	20777	21252	(475)	-2.2%
Gift Nifty	25069	25140	(71)	-0.3%
Straits Singapore	3587	3574	13	0.4%
South Korea	2613	2597	16	0.6%
Taiwan	23003	22902	101	0.4%
Shanghai	3208	3218	(10)	-0.3%

Commodity Prices	Current	Previous	Pt. Chg	Var(%)
Copper (\$/MT)	9792	9723	69.0	0.7%
Alumin (\$/MT)	2633	2586	47.0	1.8%
Zinc (\$/MT)	3154	3087	67.0	2.2%
Brent Crude (\$/bbl)	78.0	79.0	(1.0)	-1.3%
Gold (\$/Ounce)	2653	2657	(4.0)	-0.2%
Silver (\$/Ounce)	31.0	32.0	(1.0)	-3.1%
Light Crude (\$/bbl)	74.0	76.0	(2.0)	-2.6%
N G (\$/mmbtu)	3.0	3.0	0.0	0.0%
Sugar (\$/MT)	575.0	575.0	0.0	0.0%
Rubber (Rs./kg)	196.5	205.0	(8.5)	-4.1%
Baltic Dry Index	1809	1790	19.0	1.1%

Currency Exchange Rate	Current	Previous	Var(%)
Rs./\$ rate	84.07	83.98	0.11%
Rs./ Euro	91.98	91.81	0.19%
Rs./Chinese Yuan	11.88	11.90	-0.17%
Yen /\$ rate	149.25	149.13	0.08%
\$ US/Euro	1.09	1.09	0.00%

Dollar Index	Current	Previous	Var(%)
Dollar Index	105.26	105.28	-0.02%

Support/ Resistance Levels for Today		
	Nifty	Bank Nifty Fut
Support 1	24900	51000
Support 2	24800	50700
Resistance	25070	51740

Securities in Ban For Trade	
CHAMBLFERT	IDFCFIRSTB
GNFC	MANAPPURAM
GRANULES	PNB
HINDCOPPER	RBLBANK
SAIL	

### Market Review

**US:** The US stock market edged higher on Friday after wholesale prices were unchanged in September, indicating subdued inflation in the US economy.

**Asia:** Asian Pacific region were trading higher as investors assess outcome of the Chinese Ministry's briefing over the weekend. Markets in Japan remains closed.

**India:** India's benchmark equity indices closed lower for a second consecutive week on Friday. On Friday, Nifty ended 0.10%, or 24.15 points, down at 24974.3, and Sensex closed 0.22%, or 176.01 points, lower at 81435.40. **Market is expected to open on a flattish note and likely to witness range bound move during the day.**

**Global Economy:** Singapore's central bank on Monday left its monetary settings unchanged, as expected, as data showed the economy perked up in the third quarter though analysts are betting on a loosening in policy early next year to guard against external risks. The Monetary Authority of Singapore (MAS) said it will maintain the prevailing rate of appreciation of its exchange rate-based policy band known as the Nominal Effective Exchange Rate, or S\$NEER.

China's passenger vehicle sales rose 4.3% in September from a year earlier, snapping five months of decline with a boost from a government subsidy to encourage trade-ins as part of a broader stimulus package. All the gains came from battery-powered vehicles, whose buyers and manufacturers have benefited since July from a doubling of subsidies to consumers, while sales of gasoline cars in China, a market foreign brands once dominated, continue to shrink.

**Commodities:** Gold prices decreased as the U.S. dollar strengthened, with markets awaiting Federal Reserve cues on monetary policy. Investors speculate a rate cut in November. U.S. inflation data favored lower rates, while geopolitical tensions rise with U.S. troop deployment to Israel.

Oil prices dropped by a dollar in early Asian trading on Monday, following disappointing Chinese inflation data that heightened concerns about demand, with Brent crude futures at \$77.92 and U.S. West Texas Intermediate at \$74.49 per barrel amid uncertainty over potential economic stimulus measures

**Currency:** The dollar extended its gains in early Monday trades in Asia as a holiday in Japan sapped liquidity, leaving China's somewhat disappointing weekend stimulus announcements the focus of market attention.

FII Derivative Transactions (Rs. Cr)

Contracts	Purchase		Sell		Net	Open Interest (OI)		OI (Previous day)		Change	
	Contract	Value	Contract	Value	Value	Contract	Value	Contract	Value	Contract	Value
Index Future	32858	2198	27709	1882	316	531435	35505	537064	35959	(5629)	(454)
Index Option	13301288	913834	12956485	889672	24162	6123122	405561	5291911	353185	831211	52376
Stock Future	271226	21900	229657	18578	3322	4358209	344726	4403668	347957	(45459)	(3231)
Stock Option	450866	38025	570485	47319	(9294)	1090831	86961	991310	79098	99521	7863
<b>Total</b>	<b>14056238</b>	<b>975957</b>	<b>13784336</b>	<b>957451</b>	<b>18506</b>	<b>12103597</b>	<b>872753</b>	<b>11223953</b>	<b>816199</b>	<b>879644</b>	<b>56554</b>

FII All Activity-BBG (Rs Cr)	Buy	Sell	Net
4-Oct-24	14962	24607	(9645)
7-Oct-24	14937	23063	(8127)
8-Oct-24	15789	21170	(5381)
9-Oct-24	12824	16503	(3679)
10-Oct-24	10098	14835	(4737)
<b>Month to date- Oct</b>	<b>99258</b>	<b>151542</b>	<b>(52284)</b>
FII (Prov.) (Rs Cr)	Buy	Sell	Net
7-Oct-24	14057	22351	(8293)
8-Oct-24	14774	20504	(5730)
9-Oct-24	11726	16289	(4563)
10-Oct-24	16514	21441	(4927)
11-Oct-24	6220	10382	(4163)
<b>Month to date-Oct</b>	<b>107756</b>	<b>166151</b>	<b>(58395)</b>
DII (Prov.) (Rs. Cr)	Buy	Sell	Net
7-Oct-24	23924	10679	13245
8-Oct-24	19495	12494	7001
9-Oct-24	14842	11333	3509
10-Oct-24	13301	9423	3878
11-Oct-24	11907	8176	3731
<b>Month to date-Oct</b>	<b>143484</b>	<b>85692</b>	<b>57792</b>
FII Debt - BBG (Rs. Cr)	Buy	Sell	Net
4-Oct-24	4112	3654	458
7-Oct-24	2083	8581	(6498)
8-Oct-24	1107	2582	(1475)
9-Oct-24	5617	1825	3792
10-Oct-24	1446	2360	(914)
<b>Month to date- Oct</b>	<b>23075</b>	<b>26033</b>	<b>(2957)</b>

Market Breadth	BSE		NSE	
	No.	%	No.	%
Advance	2068	52%	1420	51%
Decline	1840	46%	1322	47%
Unchanged	103	3%	64	2%

Market Turnover	11-Oct	10-Oct	Var (%)
BSE Cash	5682	12724	-55%
NSE Cash	81981	93973	-13%
NSE Futures	100376	116640	-14%
NSE Options	10824202	43174229	-75%
Total (Rs.Cr)	11012240	43397567	-75%

Volatility Index	11-Oct	10-Oct
Volatility Index	13.22	13.50

Index PE - TTM	11-Oct	Yr. High	Yr. Low
Sensex	23.9	26.0	21.8
Nifty	23.5	28.8	20.3

Corporate News

**JSW Energy PSP Two signs agreement with Maharashtra for pumped hydro energy storage**

JSW Energy PSP Two Ltd. has signed an energy storage facility agreement with the Maharashtra State Electricity Distribution Co. for the procurement of 1,500 MW worth of pumped hydro energy storage. JSW Energy PSP Two is a step-down subsidiary of JSW Energy Ltd. The agreement involves the supply of energy storage capacity for 40 years, during which JSW will be entitled to receive a fixed capacity charge of ₹84.66 lakh per MW per annum. The Bhavali Pumped Hydro Project will have an eight-hour discharge capacity with a maximum of five hours of continuous discharge. The project is expected to be commissioned in the next 48 months. The project is situated in the Nashik and Thane districts of Maharashtra. (ET)

**Ashoka Buildcon Wins Two Projects Worth Total Rs 2,591 Crore In Maharashtra**

Ashoka Buildcon Ltd. on Friday said it has won two major projects aggregating Rs 2,591 crore in Maharashtra. The project encompasses engineering, procurement, and construction tasks with an estimated completion date of 1,460 days from the start date. The project includes the development of 20-meter and above-wide roads, construction of various major and minor structures, and allied electric work in TPS 10 and 11 under the NAINA Project. The project also includes the construction of flyovers, minor bridges, PUPS, and more. (NDTV)

Economy

**NABARD sanctions Rs 770 crore for two irrigation projects in Jharkhand**

The NABARD on Saturday said it has sanctioned Rs 770 cr financial assistance for the construction of two irrigation projects in Jharkhand. These projects were approved under the RIDF for the 2024-25 fiscal year. Once completed, the project in Palamu will provide irrigation to an additional 11,000 hectares of land through pipelines across eight blocks in the district. (ET)

International

**TSMC third-quarter profit seen jumping 40% on strong AI chip demand**

Taiwan Semiconductor Manufacturing Co, the main producer of advanced chips used in artificial intelligence applications, is expected to report a 40% leap in third-quarter profit on Thursday thanks to soaring demand. The world's largest contract chipmaker, whose customers include Apple and Nvidia, has benefited from the surge towards AI. (Inv)

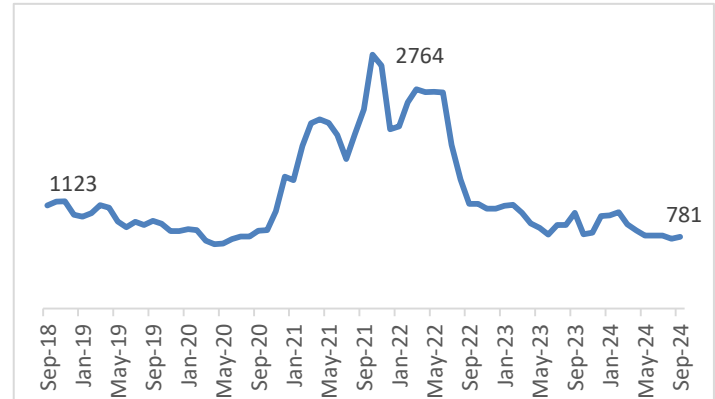
Top 5 Nifty Gainers	11-Oct	10-Oct	Var(%)
DIVISLAB	6142	5942	3.4%
HINDALCO	747	730	2.4%
HCLTECH	1840	1809	1.7%
TECHM	1647	1620	1.7%
ONGC	293	289	1.3%
Top 5 Nifty Losers	11-Oct	10-Oct	Var(%)
M&M	3134	3194	-1.9%
TCS	4149	4227	-1.8%
ICICIBANK	1223	1244	-1.6%
CIPLA	1596	1619	-1.4%
MARUTI	12777	12944	-1.3%

BSE Index Watch	Last	1 day	1 wk	1 mth	1 yr
SENSEX	81381	-0.3%	-0.4%	-1.8%	22.8%
MIDCAP	48437	0.4%	1.1%	-1.6%	49.9%
SMLCAP	56600	0.4%	1.2%	-0.9%	48.2%
AUTO	59701	-0.5%	2.0%	2.4%	60.2%
BANKEK	58264	-0.6%	-0.2%	-1.1%	17.1%
Capital Goods	71580	0.1%	1.8%	-1.5%	49.4%
FMCG	22614	0.0%	-1.7%	-4.6%	18.9%
Health Care	44445	0.8%	2.0%	0.3%	57.0%
IT	42827	0.6%	1.1%	-2.6%	33.0%
METAL	33648	1.3%	-1.8%	5.5%	45.0%
Oil & Gas	30158	0.6%	-1.1%	-1.7%	59.2%
Power	8420	-0.4%	0.8%	2.5%	85.5%
Realty	8126	-0.7%	0.9%	-1.3%	66.2%

NSE USD Futures	11-Oct	10-Oct	Var (%)
Oct Expiry (Rs./\$)	83.99	83.99	0.0%
Nov Expiry (Rs./\$)	83.97	83.97	0.0%
Total Turnover (Rs. Crore)	6109	690	785%

Sectors	TTM PE
Auto	34.39
Auto Ancillary	54.85
Banking	14.59
Engineering	43.28
Cement	82.25
Diamonds & Jewellery	53.67
Housing Finance	26.98
Infrastructure & Const	35.23
Metals-Aluminium	36.9
Metal – Steel	20.55
Oil Expl.	17.78
Pharma	11.58
Power – Gen. Supp.	47.46
Information Tech.	27.51
Sugar	23.4
Telecom Serv. Prov.	88.73
Tyres	27.85

Vinyl Acetate Monomer China-Domestic-EXW (Asia) (\$/tonne)  
(Source: BBG)



10 year G-Sec Yield	Current	Previous	Change
US	4.10%	4.10%	0 bps
Japan	0.95%	0.96%	(1) bps
India	6.79%	6.78%	1 bps
UK	4.21%	4.21%	0 bps
Libor 3 Mths	4.85%	4.85%	0 bps

Indian Eco Data	Current	Previous	Var(%)
Forex Reserve (US\$ in bn)	654	652	0.3%
Inflation - WPI	1.31%	2.04%	(73) bps
Inflation - CPI	3.65%	3.60%	5 bps

India GDP	Q1FY25	Q4FY24	Var(%)
Growth	6.70%	7.76%	(106)bps

Monetary Policy	Current	Previous	Change
Repo Rate	6.50%	6.50%	0 bps
Reverse Repo Rate	3.35%	3.35%	0 bps
CRR	4.50%	4.50%	0 bps
O/S Banking System Liquidity (Rs bn)	1457	1311	146.4

IIP Growth %	Aug-24	Aug-23	Apr-Feb
IIP	-0.1	10.9	4.3
Capital Goods	0.7	13.1	3.6
Mining	1.0	10.0	4.1
Manufacturing	-3.7	15.3	6.6
Electricity	-4.3	12.3	5.1



**Bulk Deal As On 11/10/24**

BSE					
Security Code	Security Name	Client Name	Deal	Quantity	Price
539506	ADCON	VIKAS RAMESH MEHTA	S	1544717	0.87
539773	ADVIKCA	NISHCHAYA TRADINGS PRIVATE LIMITED	S	3818384	3
539773	ADVIKCA	PHAGUN ENTERPRISES PRIVATE LIMITED	B	3000000	3
538351	AFEL	SANJAYKUMAR RAMESHBHAI BHAGAT	S	86700	18.6
538351	AFEL	SHAILESH DHAMELIYA	B	300000	17.95
538351	AFEL	SHAILESH KANJIBHAI DHAMELIYA	B	295535	18.32
539115	ALAN SCOTT	HITESH TULSIDAS ANANDPARA	S	10000	120.15
540923	ASHOKAMET	SILVER LINE VENTURES PRIVATE LIMITED	B	150000	26.78
540923	ASHOKAMET	TAPAN SURESHSINHJI DESAI	S	794561	26.78
544183	ASSOCIATED	BONANZA PORTFOLIO LIMITED	S	9000	258.73
544183	ASSOCIATED	BONANZA PORTFOLIO LIMITED	B	19000	258.17
544183	ASSOCIATED	LIESHA CORPORATION PRIVATE LIMITED .	S	11000	257.76
544183	ASSOCIATED	LIESHA CORPORATION PRIVATE LIMITED .	B	12000	260.25
544183	ASSOCIATED	NEO APEX SHARE BROKING SERVICES LLP	S	5000	257.94
544183	ASSOCIATED	NEO APEX SHARE BROKING SERVICES LLP	B	7000	260.55
544183	ASSOCIATED	RPV HOLDINGS PRIVATE LIMITED	S	91000	251.97
544183	ASSOCIATED	SHERWOOD SECURITIES PVT LTD	S	62000	256.93
544183	ASSOCIATED	SHERWOOD SECURITIES PVT LTD	B	125000	254.47
544183	ASSOCIATED	VEDANSH MEHTA	B	10000	257.17
543497	BCCL	NNM SECURITIES PVT LTD	S	99200	113.97
543497	BCCL	NNM SECURITIES PVT LTD	B	6400	120.73
544151	CHATHA	SMART HORIZON OPPORTUNITY FUND	B	120000	123.99
542678	CHCL	SAHI TRADING PRIVATE LIMITED	S	144000	4.6
530879	CIFL	SUDHIR POWER LIMITED	S	415000	155.34
539559	DDIL	BHAVISHYA ECOMMERCE PRIVATE LIMITED	B	372235	7.97
543516	DHYAANITR	AKASH GOYAL	S	243600	21.12
543516	DHYAANITR	AKASH GOYAL	B	243600	21.13
543516	DHYAANITR	BHAKTI YASH NATHWANI	S	2800	21.16
543516	DHYAANITR	BHAKTI YASH NATHWANI	B	117600	21.15
543516	DHYAANITR	BHAVIN INDRAJIT PARIKH	S	156800	21.14
543516	DHYAANITR	HITESHKUMAR PRAVINCHANDRA SHAH	S	86800	21.16
543516	DHYAANITR	JACKEY CHAMPALAL SHAH	S	103600	21.16
543516	DHYAANITR	MEHULKUMAR CHANDRAKANT SHAH	S	182000	21.16
543516	DHYAANITR	SOMANI VENTURES AND INNOVATIONS LIMITED	B	350000	21.16
543516	DHYAANITR	VICKY RAJESH JHAVERI	S	28000	21.14
543516	DHYAANITR	VICKY RAJESH JHAVERI	B	106400	21.13
531553	DRL	BHAGWAN AGARWAL	B	50000	23.43
531553	DRL	JAYESH CHANDRAKANT SAVLA	S	67144	23.54
531364	EKANSH	MULTIPLIER SHARE & STOCK ADVISORS PRIVATE LIMITED	S	1629	102
531364	EKANSH	MULTIPLIER SHARE & STOCK ADVISORS PRIVATE LIMITED	B	90000	102.5
531364	EKANSH	RAVI OMPRAKASH AGRAWAL	S	83634	102.5
513536	GNRL	RV BUILDSPACE LLP	B	771442	24.71
513536	GNRL	SNORD TRADING PRIVATE LIMITED	S	450000	25.05
500160	GTL	ANKITA VISHAL SHAH	S	1160000	15.64
539206	GVBL	PURUSHOTHAMAN SHAJI	B	20243	87.79
540515	KANUNGO	RESHMA CHAUHAN	S	24260	6.68
544270	KGVL	ARYAMAN BROKING LIMITED	S	74400	105
544270	KGVL	SOMANI VENTURES AND INNOVATIONS LIMITED	B	122400	105

544270	KGVL	VICKY RAJESH JHAVERI	B	48000	105
512048	LUHARUKA	ARYAFIN-TRADE SERVICES INDIA PRIVATE LIMITED	B	1000000	3.53
512048	LUHARUKA	MULTIPLIER SHARE & STOCK ADVISORS PRIVATE LIMITED	B	3396611	3.56
512048	LUHARUKA	VIKAS RAMESH MEHTA	B	1500000	3.53
514060	MARKOBENZ	GB HOSPITALITY (INDIA) PRIVATE LIMITED	S	306506	17.18
514060	MARKOBENZ	MANISH KUMAR HUF	B	100716	17.2
514060	MARKOBENZ	PRAGATI MAHENDRA SHUKLA	S	227958	17.09
514060	MARKOBENZ	RAVI MANDAVA	B	100000	17.11
523242	NBFOOT	AARNAH CAPITAL ADVISORS PVT LTD	B	80000	18.12
531395	PADAMCO	RAJEV GUPTA	S	20000	130.8
538742	PANABYTE	GLOBALWORTH SECURITIES LIMITED	S	25000	46.39
530095	PRADHIN	JESINGBHAI JIVABHAI CHAUDHARI	B	36000	47.92
526490	PRATIK	INFINITI INFRASTEEL LLP .	B	459151	5.95
536659	PVVINFRA	MANBHUPINDER SINGH ATWAL	B	458521	8.37
541601	RAJNISH	RAJMISH TRADERS LLP	S	6522135	3.2
543366	SBLI	HIREN ARVINDKUMAR SHAH	S	6000	36.49
543366	SBLI	MANISHABEN KOLI	B	6000	36.49
539584	SIPTL	OM PRAKASH LAXMI NARAYAN MEENA	B	687000	0.74
538923	SOFCOM	ANAND PRAFULKUMAR GANDHI	B	34240	74.92
539217	SRESTHA	MARIANGO TRADING PRIVATE LIMITED	S	22277828	0.93
539217	SRESTHA	PHAGUN ENTERPRISES PRIVATE LIMITED	S	9679740	0.93
540914	SRUSTEELS	DREAM DEAL ENTERPRISE	B	800000	8.57
540914	SRUSTEELS	VICKY RAJESH JHAVERI	B	950000	8.5
511700	STANCAP	DYS ROYALS PRIVATE LIMITED	S	12150000	1.35
511700	STANCAP	SAROJ GUPTA	S	11821350	1.31
516108	STHINPA	NAINABEN RAJENDRA PATEL	S	358000	98.5
516108	STHINPA	SACHIN KIRIT MODI	B	200000	98.5
516108	STHINPA	SWAPNIL K MODI	B	158000	98.5
543745	SVS	MILAN JAYVANTLAL MITHANI(HUF)	S	120000	18.73

NSE

Security Code	Security Name	Client Name	Deal	Quantity	Price
ATALREAL	Atal Realtech Limited	RAVI GOYAL (HUF)	BUY	2000000	8.56
ATALREAL	Atal Realtech Limited	S K GROWTH FUND PVT.LTD.	SELL	2500000	8.54
DIFFNKG	Diffusion Engineers Ltd	CINCO STOCK VISION LLP	BUY	205000	259.26
DIFFNKG	Diffusion Engineers Ltd	SHREE CAPITAL SERVICES LTD	BUY	321000	256.67
GATECH	GACM Technologies Limited	JESINGBHAI JIVABHAI CHAUDHARI	SELL	4738438	0.79
KAMOPAINTS	Kamdhenu Ventures Limited	PAULOMI KETANKUMAR DOSHI	SELL	2320057	27.99
MEP	MEP Infra. Developers Ltd	COMFORT FINCAP LIMITED	SELL	1660741	3.97
MITTAL-RE1	Mittal Life Style Ltd	COMFORT CAPITAL PRIVATE LIMITED	BUY	2175000	0.11
MRO-TEK	MRO-TEK Realty Ltd	JITENDRA MOHANDAS VIRWANI	SELL	94753	101.68
PSFL	Paramount Speciali Forg L	INDIA EQUITY FUND 1	BUY	100000	79.74
PHOGLOBAL	Phoenix Overseas Limited	GIRIJADHAVA VYAPAAR PRIVATE LIMITED	SELL	130000	42.04
SAHANA-RE	Sahana System Limited-RE	ANKUSH KEDIA	SELL	3664	311.06
SANGANI	Sangani Hospitals Limited	AFFLUENCE GEMS PRIVATELIMITED	BUY	300000	45.03
SANGANI	Sangani Hospitals Limited	NIRAJ RAJNIKANT SHAH	SELL	192000	42.7
SHIVAUM	Shiv Aum Steels Limited	PRIYA JAIN	SELL	80000	276
VERTOZ	Vertoz Limited	MINERVA VENTURES FUND	BUY	4500000	21.28

**Disclosure:**

Research Reports that are published by Nirmal Bang Securities Private Limited (hereinafter referred to as "NBSPL") are for private circulation only. NBSPL is a registered Research Analyst under SEBI (Research Analyst) Regulations, 2014 having Registration no. INH000001766. NBSPL is also a registered Stock Broker with National Stock Exchange of India Limited, BSE Limited, Metropolitan Stock Exchange of India Limited, Multi Commodity Exchange of India Limited and , National Commodity and Derivative Exchange Limited in Capital Market , Equity and Commodities derivatives segments and Currency Derivatives Segment .

NBSPL has other business divisions with independent research teams separated by Chinese walls, and therefore may, at times, have different or contrary views on stocks and markets.

NBSPL or its associates have not been debarred / suspended by SEBI or any other regulatory authority for accessing / dealing in securities Market since last 20 years. NBSPL, its associates or analyst or his relatives do not hold any financial interest (Except Investment) in the subject company. NBSPL or its associates or Analyst do not have any conflict or material conflict of interest at the time of publication of the research report with the subject company. NBSPL or its associates or Analyst or his relatives may or may not hold beneficial ownership of 1% or more in the subject company at the end of the month immediately preceding the date of publication of this research report.

NBSPL or its associates / analyst has not received any compensation / managed or co-managed public offering of securities of the company covered by Analyst during the past twelve months. NBSPL or its associates have not received any compensation or other benefits from the company covered by Analyst or third party in connection with the research report. Analyst has not served as an officer, director or employee of Subject Company. NBSPL / analyst has not been engaged in market making activity of the subject company.

**Analyst Certification:** The research analysts and authors of these reports, hereby certify that the views expressed in this research report accurately reflects my/our personal views about the subject securities, issuers, products, sectors or industries. It is also certified that no part of the compensation of the analyst(s) was, is, or will be directly or indirectly related to the inclusion of specific recommendations or views in this research. The analyst(s) principally responsible for the preparation of this research report and has taken reasonable care to achieve and maintain independence and objectivity in making any recommendations.

**Disclaimer:**

The Research Report is for the personal information of the authorized recipient and does not construe to be any investment, legal or taxation advice. NBSPL is not soliciting any action based upon it. Nothing in the research report shall be construed as a solicitation to buy or sell any security or product, or to engage in or refrain from engaging in any such transaction. In preparing the research report, we did not take into account the investment objectives, financial situation and particular needs of the reader.

The research report has been prepared for the general use of the clients of NBSPL and must not be copied, either in whole or in part, or distributed or redistributed to any other person in any form. If you are not the intended recipient you must not use or disclose the information in the research report in any way. Though disseminated to all the customers simultaneously, not all customers may receive the research report at the same time. NBSPL will not treat recipients as customers by virtue of their receiving the research report. The research report is not directed or intended for distribution to or use by any person or entity resident in a state, country or any jurisdiction, where such distribution, publication, availability or use would be contrary to law, regulation or which would subject NBSPL & its group companies to registration or licensing requirements within such jurisdictions.

The report is based on the information obtained from sources believed to be reliable, but we do not make any representation or warranty that it is accurate, complete or up-to-date and it should not be relied upon as such. We accept no obligation to correct or update the information or opinions in it. NBSPL or any of its affiliates or employees shall not be in any way responsible for any loss or damage that may arise to any person from any inadvertent error in the information contained in the research report. NBSPL or any of its affiliates or employees do not provide, at any time, any express or implied warranty of any kind, regarding any matter pertaining to this report, including without limitation the implied warranties of merchantability, fitness for a particular purpose, and non-infringement. The recipients of the research report should rely on their own investigations.

This information is subject to change without any prior notice. NBSPL reserves its absolute discretion and right to make or refrain from making modifications and alterations to this statement from time to time. Nevertheless, NBSPL is committed to providing independent and transparent recommendations to its clients, and would be happy to provide information in response to specific client queries.

Before making an investment decision on the basis of research report, the reader needs to consider, with or without the assistance of an adviser, whether the advice is appropriate in light of their particular investment needs, objectives and financial circumstances. There are risks involved in securities trading. The price of securities can and does fluctuate, and an individual security may even become valueless. International investors are reminded of the additional risks inherent in international investments, such as currency fluctuations and international stock market or economic conditions, which may adversely affect the value of the investment. Opinions expressed are subject to change without any notice. Neither the company nor the director or the employees of NBSPL accept any liability whatsoever for any direct, indirect, consequential or other loss arising from any use of the research report and/or further communication in relation to the research report. Here it may be noted that neither NBSPL, nor its directors, employees, agents or representatives shall be liable for any damages whether direct or indirect, incidental, special or consequential including lost revenue or lost profit that may arise from or in connection with the use of the information contained in the research report.

Copyright of this document vests exclusively with NBSPL.

Our reports are also available on our website

Registration granted by SEBI and certification from NISM in no way guarantee performance of NBSPL or provide any assurance of returns to investors.

**Nirmal Bang Research (Division of Nirmal Bang Securities Pvt. Ltd.)**

B-2, 301/302, Marathon Innova,  
Opp. Peninsula Corporate Park  
Off. Ganpatrao Kadam Marg  
Lower Parel(W), Mumbai-400013  
Board No. : 91 22 6723 8000/8001  
Fax. : 022 6723 8010